

Name: _____

Homework due Friday

Esperanza Elementary School
Second Grade Homework - Second Quarter
Week Fourteen 11/05/18 - 11/09/18

Assignments

- SPELLING - No spelling words this week
- LANGUAGE ARTS - Complete 'Turkey Questionnaire' and use to write a paragraph
- ART - Create a "Turkey in Disguise" see directions attached
- MATH - Lesson 3.6, 3.7, & *OPTIONAL Ch 3 Study Guide
- MATH FACT FLUENCY - Set timer for 1 min. 30 seconds

Weekly Overview

This week we will focus on review of concepts that need extra practice and work on our District Benchmark Writing of an informational paragraph.

In math, we will begin Unit 6 on Adding 3-Digit Numbers. Students will become familiar with adding 3-digit numbers with and without regrouping in ones and tens place.

I look forward to having each student share their "Turkey in Disguise" and tell us all about their creation.

Additional links will be posted on bottom of our class website homework page covering some of the skills we will be learning in class if you would like additional support for your child.

Required Daily Reading

15 minutes per day average = 60 minutes per week

Enter the number of minutes read each day.

Your child can read to you, you can read to your child, or your child can read to himself/herself.

Monday	_____	Wednesday	_____
Tuesday	_____	Thursday	_____

Announcements

- * Ch 3 Math Test and Turkey in Disguise presentations on Thursday
- **Veteran's Day- No School on Monday, November 12th
- * *Thank you for the donations and volunteers. Our Halloween party was a great success!

*Homework that is turned in incomplete or not turned in is reflected on student's "Study Skills" grade.

All assignments have been completed and have been reviewed by a parent or guardian.

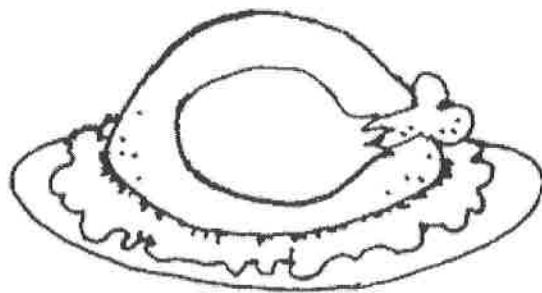
Parent/Guardian Signature X _____

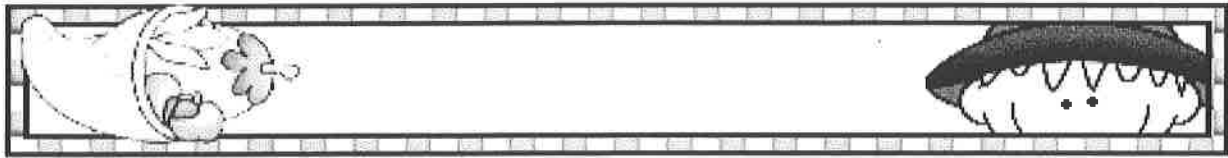
Turkey Trouble!

Thanksgiving is just around the corner and the turkeys are in trouble! Please help disguise the special guest to keep him/her off the turkey platter. Use items that you find around the house and disguise the turkey so that it is unrecognizable. There are many ideas online provided with a Google Search. Search “Disguise a turkey”, go to images, or check out Pinterest.

Use the “Writing Piece” questionnaire to help guide you in writing a paragraph about your “Non-Turkey”. A rubric is included for your reference.

Return the “disguised” turkey and writing with your homework on Friday, November 9th. Students will share their turkey project and writing in class.






Writing Piece:

Your writing piece must include 3-5 convincing reasons your project is NOT a turkey! Be creative and convincing!

Here are some questions to get you thinking....

- * Who or what is your non-turkey?
- * What is your non-turkey's name (if he/she has one)?
- * How old is your non-turkey?
- * If your non-turkey is famous, what is he/she famous for?
- * Where does your non-turkey live? Or, where is your non-turkey from?
- * What are some things of your non-turkey's favorite things? (sports, foods, friends, family, TV shows)
- * What is your non-turkey's favorite holiday? Does your non-turkey like Thanksgiving?
- * What was your non-turkey doing just yesterday or recently? (to prove it is not a turkey!)
- * Why is your non-turkey DEFINITELY NOT a turkey?

A Turkey in Disguise



By _____


Turkey Rubric			
	3	2	1
On time	My turkey project was completed on time.	My turkey project was one day late.	My turkey project was late.
Complete	My turkey was completely colored and decorated.	My turkey was mostly colored and decorated.	My turkey was not completely colored and decorated.
Effort	I used my best effort in working on this project.	I completed this project, but did not use my best effort.	I did not put a lot of effort into this project.
Directions	I followed all directions for creating the turkey.	I followed most of the directions for completing the turkey.	I did not follow directions in completing the turkey.


Writing Rubric			
	3	2	1
On time	My writing piece was completed on time.	My writing piece was one day late.	My writing piece was late.
Complete	My writing piece was finished completely.	My writing piece was mostly complete.	My writing piece was not complete.
Directions	I followed all of the directions for the writing piece.	I followed most of the directions for the writing piece.	I did not follow all directions for the writing piece.
Neatness	My writing piece was written very neatly.	My writing piece was written somewhat neatly.	My writing piece was not written neatly.



Final Grade: 24







I have a bird I really love.
It's not a hawk. It's not a dove.
It's a turkey and it's my best friend.
He'll be beside me til the end.

The problem is the end is near.
For Thanksgiving is almost here.
Turkey's get eaten in large supplies!
So my dear friend I must disguise!

Name _____


My Homework

Lesson 6

Add Three and Four Two-Digit Numbers

Homework Helper



Need help?  connectED.mcgraw-hill.com

To add three or four two-digit numbers, line up the ones and the tens.

Add the ones, then add the tens.

$$\begin{array}{r} 15 \\ 16 \\ + 46 \\ \hline 77 \end{array}$$
$$\begin{array}{r} 18 \\ 21 \\ 46 \\ + 12 \\ \hline 97 \end{array}$$

Helpful Hint

Look for a fact you know or doubles.

Practice

Add.

1.
$$\begin{array}{r} 53 \\ 27 \\ + 10 \\ \hline \end{array}$$

2.
$$\begin{array}{r} 52 \\ 23 \\ + 18 \\ \hline \end{array}$$

3.
$$\begin{array}{r} 11 \\ 19 \\ + 24 \\ \hline \end{array}$$

4.
$$\begin{array}{r} 26 \\ 35 \\ 24 \\ + 11 \\ \hline \end{array}$$

5.
$$\begin{array}{r} 23 \\ 36 \\ 16 \\ + 11 \\ \hline \end{array}$$

6.
$$\begin{array}{r} 23 \\ 33 \\ 13 \\ + 15 \\ \hline \end{array}$$

Read and solve the problem.


7. 13 students play the bells. 16 students play the drums. 24 students play the recorder. 14 students play trumpet. How many students play instruments?

_____ students

8. Mr. Tan picks 24 apples. Mrs. Tan picks 35 apples. Their son picks 26 apples. How many apples do the Tans pick in all?

Take us to your toy drive earthling!

_____ apples



Test Practice

9. A class collects 20 toys on Monday, 15 toys on Tuesday and 10 toys on Wednesday. How many toys did they collect on Monday and Wednesday?

10

20

30

35



Math at Home Have your child explain how to add $28 + 12 + 35$.

Name _____

My Homework


Lesson 7

Problem Solving:
Make a Model

Karen and Jake are counting ribbons.
Jake counts 20 blue ribbons. Karen counts
16 red ribbons. How many ribbons did they
count in all?



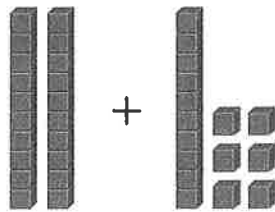
First prize
in ribbon counting
goes to...



1 Understand Underline what you know.
Circle what you need to find.

2 Plan How will I solve the problem?

3 Solve Make a model.



$$20 + 16 = 36 \text{ ribbons}$$

4 Check Is my answer reasonable?

Underline what you know. Circle what you need to find. Make a model to solve.

1. Angela and Brittany count 8 windows in the first building, 5 in the next building, and 13 in the last building. How many windows did they count in all?


_____ windows

2. Eric found 14 pennies in the couch, 6 pennies in his mom's car, and 2 pennies under his bed. How many pennies did he find in all?

_____ pennies

3. The girls collected 57 bottle caps. The boys collected 42 caps. How many bottle caps did they collect in all?

_____ caps



Math at Home Ask your child to add $13 + 21 + 37$. Have your child explain how he or she added the numbers.

Chapter 3 Math Test will be given Friday.
This study guide will help prepare your
child for the chapter test.

Name: _____

Math Study Guide: Chapter 3 Add Two-Digit Numbers

(Vocabulary & Practice Test 2A)

Complete each sentence.

sum add regroup addends

1. You can _____ 10 ones into 1 ten.
2. The _____ is the answer to an addition problem.
3. You _____ by joining two numbers together.
4. The numbers you join when adding are called _____.

Draw lines to match.

1. **regroup**

$$3 + 4 = 7$$

2. **sum**

1
34
+ 17
—
51

3. **add**

$$8 + 1 = 9$$

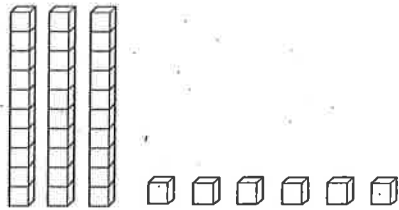
↑

Name _____

Chapter Test, Form 2A

Read each question carefully. Circle the correct answer.

1. What number is shown?



- A. 35 C. 37
B. 36 D. 38

2. What is another way to write 4 tens and 9 ones?

- F. 39 H. 48
G. 40 I. 49

3. $26 + 11 =$ _____

- A. 36 C. 38
B. 37 D. 39

4. $45 + 39 =$ _____

- F. 84 H. 88
G. 86 I. 94

5. $32 + 8 + 18 =$ _____

- A. 48 C. 58
B. 49 D. 60

6. $24 + 6 + 31 + 27 =$ _____

- F. 78 H. 88
G. 82 I. 92

7. In a basketball game, one team scored 24 points and another team scored 38 points. How many points were scored in all?

- A. 52 C. 62
B. 60 D. 74

8. Which way should you take apart $38 + 43$ to find the sum?

- F. $38 + 40 + 3$
G. $30 + 8 + 43$
H. $30 + 40$
I. $38 + 2 + 41$



Name _____

Chapter Test, Form 2A *(continued)*

Read each question carefully. Write your answer on the line provided.

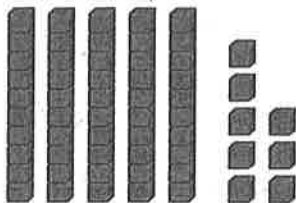
9. There are 26 goldfish, 13 angelfish, and 34 guppies in a pet store. How many fish are there altogether?
_____ fish

10. The ice cream man sold 28 popsicles, 12 fudge bars, and 5 ice cream sandwiches in a week. How many items did he sell? _____ items

11. How many tens and ones are there in $32 + 6$?

12. Joe uses cubes in math. He has 19 red cubes, 27 blue cubes, and 13 yellow cubes. How many cubes does he have altogether?
_____ cubes

13. How many blocks?



_____ blocks

14. Write 6 tens 3 ones another way.

15. What is the sum of 36 plus 2 tens and 3 ones?

16. There are 14 jump ropes, 38 balls and 22 frisbees in a toy store. How many toys are there in all?
_____ toys



Name _____

$$\begin{array}{r} 3 \\ +6 \\ \hline \end{array}$$

$$\begin{array}{r} 2 \\ +2 \\ \hline \end{array}$$

$$\begin{array}{r} 3 \\ +7 \\ \hline \end{array}$$

$$\begin{array}{r} 2 \\ +4 \\ \hline \end{array}$$

$$\begin{array}{r} 7 \\ +3 \\ \hline \end{array}$$

$$\begin{array}{r} 7 \\ +3 \\ \hline \end{array}$$

$$\begin{array}{r} 3 \\ +2 \\ \hline \end{array}$$

$$\begin{array}{r} 3 \\ +5 \\ \hline \end{array}$$

$$\begin{array}{r} 3 \\ +7 \\ \hline \end{array}$$

$$\begin{array}{r} 6 \\ +2 \\ \hline \end{array}$$

$$\begin{array}{r} 2 \\ +8 \\ \hline \end{array}$$

$$\begin{array}{r} 7 \\ +3 \\ \hline \end{array}$$

$$\begin{array}{r} 3 \\ +4 \\ \hline \end{array}$$

$$\begin{array}{r} 3 \\ +6 \\ \hline \end{array}$$

$$\begin{array}{r} 3 \\ +7 \\ \hline \end{array}$$

$$\begin{array}{r} 3 \\ +7 \\ \hline \end{array}$$

$$\begin{array}{r} 6 \\ +3 \\ \hline \end{array}$$

$$\begin{array}{r} 7 \\ +2 \\ \hline \end{array}$$

$$\begin{array}{r} 7 \\ +3 \\ \hline \end{array}$$

$$\begin{array}{r} 3 \\ +3 \\ \hline \end{array}$$

$$\begin{array}{r} 2 \\ +5 \\ \hline \end{array}$$

$$\begin{array}{r} 3 \\ +7 \\ \hline \end{array}$$

$$\begin{array}{r} 1 \\ +8 \\ \hline \end{array}$$

$$\begin{array}{r} 3 \\ +6 \\ \hline \end{array}$$

$$\begin{array}{r} 7 \\ +3 \\ \hline \end{array}$$

$$\begin{array}{r} 7 \\ +3 \\ \hline \end{array}$$

$$\begin{array}{r} 3 \\ +4 \\ \hline \end{array}$$

$$\begin{array}{r} 3 \\ +7 \\ \hline \end{array}$$

$$\begin{array}{r} 0 \\ +6 \\ \hline \end{array}$$

$$\begin{array}{r} 6 \\ +3 \\ \hline \end{array}$$

Name _____

$$\begin{array}{r} 3 \\ +6 \\ \hline \end{array}$$

$$\begin{array}{r} 2 \\ +2 \\ \hline \end{array}$$

$$\begin{array}{r} 3 \\ +7 \\ \hline \end{array}$$

$$\begin{array}{r} 2 \\ +4 \\ \hline \end{array}$$

$$\begin{array}{r} 7 \\ +3 \\ \hline \end{array}$$

$$\begin{array}{r} 7 \\ +3 \\ \hline \end{array}$$

$$\begin{array}{r} 3 \\ +2 \\ \hline \end{array}$$

$$\begin{array}{r} 3 \\ +5 \\ \hline \end{array}$$

$$\begin{array}{r} 3 \\ +7 \\ \hline \end{array}$$

$$\begin{array}{r} 6 \\ +2 \\ \hline \end{array}$$

$$\begin{array}{r} 2 \\ +8 \\ \hline \end{array}$$

$$\begin{array}{r} 7 \\ +3 \\ \hline \end{array}$$

$$\begin{array}{r} 3 \\ +4 \\ \hline \end{array}$$

$$\begin{array}{r} 3 \\ +6 \\ \hline \end{array}$$

$$\begin{array}{r} 3 \\ +7 \\ \hline \end{array}$$

$$\begin{array}{r} 3 \\ +7 \\ \hline \end{array}$$

$$\begin{array}{r} 6 \\ +3 \\ \hline \end{array}$$

$$\begin{array}{r} 7 \\ +2 \\ \hline \end{array}$$

$$\begin{array}{r} 7 \\ +3 \\ \hline \end{array}$$

$$\begin{array}{r} 3 \\ +3 \\ \hline \end{array}$$

$$\begin{array}{r} 2 \\ +5 \\ \hline \end{array}$$

$$\begin{array}{r} 3 \\ +7 \\ \hline \end{array}$$

$$\begin{array}{r} 1 \\ +8 \\ \hline \end{array}$$

$$\begin{array}{r} 3 \\ +6 \\ \hline \end{array}$$

$$\begin{array}{r} 7 \\ +3 \\ \hline \end{array}$$

$$\begin{array}{r} 7 \\ +3 \\ \hline \end{array}$$

$$\begin{array}{r} 3 \\ +4 \\ \hline \end{array}$$

$$\begin{array}{r} 3 \\ +7 \\ \hline \end{array}$$

$$\begin{array}{r} 0 \\ +6 \\ \hline \end{array}$$

$$\begin{array}{r} 6 \\ +3 \\ \hline \end{array}$$